

PM SHRI KENDRIYA VIDYALAYA NO. 1 ROORKEE
WINTER BREAK HOLIDAY'S HOMEWORK

CLASS -1

WINTER HOLIDAY HOMEWORK (2023-24)

SUBJECT- MATHS

DAY-1. Write and learn number nanes from 1 to 10.

DAY-2. Write how many tens and ones are there.(Each bundle has 10 sticks) (Worksheet)

DAY-3. Write and learn number nanes from 11 to 20.

DAY-4. Count and write total number of blocks in each set. (Worksheet)

DAY-5. Write and learn number nanes from 21 to 30.

DAY-6. Addition (Worksheet)

DAY-7. Write and learn number nanes from 31 to 40.

DAY-8. Subtraction (Worksheet)

DAY-9. Write and learn number nanes from 41 to 50.

DAY-10. Complete the following picture pattern- (Worksheet)

DAY-11. Write and learn number nanes from 51 to 60.

DAY-12. Complete the following number pattern- (Worksheet)

DAY-13. Write and learn number nanes from 61 to 70.

DAY 14, 15. Create a pattern of your choice using objects around you (like beads, flowers, leaves, etc.).

DAY-16. Write and learn number nanes from 71 to 80.

DAY-17, 18, 19. Draw or paste pictures of your daily routine and also write down how much time you spend on each activity.

DAY-20. Write and learn number nanes from 81 to 100.

विषय - हिन्दी

दिनहिन्दी वर्णमाला लि .1-खें।

दिनसुलेख करें। .2-

दिन' .3-आशब्द लिखें। 10 की मात्रा के '

दिनसुलेख करें। .4-

दिन' .5-इशब्द लिखें। 10 की मात्रा के '

दिन' .6-ईशब्द लिखें। 10 की मात्रा के '

दिनसुलेख करें। .7-

दिन' .8-उशब्द लिखें। 10 की मात्रा के '

दिनसुलेख करें। .9-

दिन' .10-ऊ की 'मात्रा के लिखें।शब्द 10

दिनसुलेख करें। .11-

दिन' .12-एशब्द लिखें। 10 की मात्रा के '

दिनसुलेख करें। .13-

दिन' .14-ऐशब्द लिखें। 10 की मात्रा के '

दिनसुलेख करें। .15-

दिननीचे दिए गए अक्षरों और ध्वनियों से सार्थक शब्द बनाएं। .16-



दिन.17- आपने नववर्ष कैसे मनाया व क्या कियाशब्द लिखें। 10 उससे संबंधित ,

दिननीचे दिए गए वस्तुओं के नाम लिखें व चित्र भी बनाएं। .18,19-

CLASS 2

PM Shri Kendriya Vidyalaya No-1 Roorkee

Winter Break Holiday home work

Class-2

Subject - Maths

Day	Topic
Day-1	Learn tables up to 5
Day-2	Write tables up to 5
Day-3	Practice Addition (5)
Day-4	Solve page no-125 in your maths textbook
Day-5	Learn tables up to 10
Day-6	Write tables up to 10

Day-7	Visit Market and shop with your parents make a list of things that you buy and the total money you .
Day-8	Trace the coins of rupees 1,2,5,10,20 (both side)
Day-9	Solve page no-132 in your maths textbook
Day-10	Make a mirror image of number 1 to 9. (Page no-137)
Day-11	Solve page no-135 in your maths textbook
Day-12	Practice Subtraction (5)
Day-13	Solve page no-132 in your maths textbook
Day-14	Make a list of any 5 items that you will purchase in 100 rupees
Day-15	Make your own currency note
Day-16	Learn number name up to 50
Day-17	Learn and write months name
Day-18	Write number name up to 50
Day-19	Activity – Make a ginladi using beads (100 beads)
Day-20	Activity – Make a ginladi using beads (100 beads)

Subject – Hindi

Day	Topic
Day-1	वर्णमाला याद करो।
Day-2	वर्णमाला लिखो।
Day-3	चांद के ऊपर कविता याद करें ।
Day-4	1 पेज़ सुलेख लिखो।
Day-5	रात में आकाश में दिखाई देने वाली चीज़ों के नाम लिख कर उनके चित्र बनाए।
Day-6	पाठ शेर और चूहे की दोस्ती याद करें।
Day-7	1 पेज़ सुलेख लिखो।
Day-8	पाठ चंदा मामा को पढ़ने का अभ्यास करें।
Day-9	1 पेज़ सुलेख लिखो।

Day-10	पाठ आउट याद करें।
Day-11	पाठ 26 बादल कविता को याद करो।
Day-12	1 से 30 तक गिनती याद करें।
Day-13	1 से 30 तक गिनती लिखो।
Day-14	पाठ गिरे ताल में चंदा मामा को पढ़ने का अभ्यास करें।
Day-15	पाठ छुपन छुपाई याद करो।
Day-16	बरसात में खुद को भीगने से बचाने वाली चीज़ों के चित्र बनाइए।
Day-17	कोई एक प्रेरणादायक कहानी याद करो।
Day-18	1 पेज़ सुलेख लिखो।
Day-19	पाठ बरसात और मेंढक याद करें।
Day-20	खेल छुपन छुपाई के ऊपर पाँच वाक्य लिखो।

Subject – ENGLISH

DAY 1

- UNIT 5 CHAPTER 1 Little drops of water Read and write in your notebook.

Day 2

- Write one page handwriting from chapter 1 Little drops of water.

Day 3

- Write and learn 10 difficult and new words from chapter 1 Little drops of water.

Day 4

- Write five ways of saving water.

Day 5

- Learn poem Little drops of water.

Day 6

- Make sentences using sight words given in poem Little drops of water.

Day 7

- Read Chapter 2 We all are Indians.

Day 8

- Write and learn 10 difficult and new words from Chapter 2 We all are Indians.

Day 9

- Make sentences using sight words given in Chapter 2 We all are Indian

Day 10

- Write one page handwriting from Chapter 2 We all are Indian.

Day 11

- Write 10 lines about the place you visited during holidays.

Day 12

- Write the names of the following –
Your mother tongue
Festivals celebrated in Uttarakhand
Rivers in India.....
Religions in India.....

Day 13

- Draw or paste the pictures of water resources.

Day 14

- Write one page handwriting.

Day 15

- Write 10 words from newspaper and arrange them alphabetically.

Day 16

- Help your parents in cleaning the house and write your experience in about five lines in your notebooks.

Day 17

- Learn any poem outside from your textbook.

Day 18

- Write and learn Indian Pledge.

Day 19 and 20

- Make any useful item from waste items of your house.

Subject – EVS

DAY 1

- Name 8 planets of our solar system.

Day 2

- Learn and draw 8 planets of our solar system.

Day 3

- Write five ways to keep our school clean.

Day 4

- Write five good habits of personal hygiene.

Day 5

- Name 3 diseases caused by the consumption of dirty water.

Day 6

- List 6 things which we use in cleaning the house. Draw the pictures also.

Day 7

- Learn and write 10 different festivals celebrated in India.

Day 8

- Draw or paste the pictures related to the festivals of India.

Day 9

- Write and learn the neighbour countries of our country.

Day 10

- Learn and write any 10 states of our country .

Day 11

- Write and learn the names of languages spoken in those states.

Day 12

- Write the names of the following –
National Emblem
National bird
National animal.....
National tree.....

Day 13

- Draw or paste the pictures of National symbols.

Day 14

- Write about our National Flag.

Day 15

- Write and draw the famous food of Uttarakhand.

Day 16

- Name some hills stations of Uttarakhand.

Day 17

- Show your native state in Indian map.

Day 18

- Write and learn Indian Pledge.

Day 19 and 20

- Make a chart of National symbols.

ENGLISH

DAY 1

- UNIT 5 CHAPTER 1 Little drops of water Read and write in your notebook.

Day 2

- Write one page handwriting from chapter 1 Little drops of water.

Day 3

- Write and learn 10 difficult and new words from chapter 1 Little drops of water.

Day 4

- Write five ways of saving water.

Day 5

- Learn poem Little drops of water.

Day 6

- Make sentences using sight words given in poem Little drops of water.

Day 7

- Read Chapter 2 We all are Indians.

Day 8

- Write and learn 10 difficult and new words from Chapter 2 We all are Indians.

Day 9

- Make sentences using sight words given in Chapter 2 We all are Indian

Day 10

- Write one page handwriting from Chapter 2 We all are Indian.

Day 11

- Write 10 lines about the place you visited during holidays.

Day 12

- Write the names of the following –
Your mother tongue
Festivals celebrated in Uttarakhand
Rivers in India.....
Religions in India.....

Day 13

- Draw or paste the pictures of water resources.

Day 14

- Write one page handwriting.

Day 15

- Write 10 words from newspaper and arrange them alphabetically.

Day 16

- Help your parents in cleaning the house and write your experience in about five lines in your notebooks.

Day 17

- Learn any poem outside from your textbook.

Day 18

- Write and learn Indian Pledge.

Day 19 and 20

- Make any useful item from waste items of your house.

EVS

DAY 1

- Name 8 planets of our solar system.

Day 2

- Learn and draw 8 planets of our solar system.

Day 3

- Write five ways to keep our school clean.

Day 4

- Write five good habits of personal hygiene.

Day 5

- Name 3 diseases caused by the consumption of dirty water.

Day 6

- List 6 things which we use in cleaning the house. Draw the pictures also.

Day 7

- Learn and write 10 different festivals celebrated in India.

Day 8

- Draw or paste the pictures related to the festivals of India.

Day 9

- Write and learn the neighbour countries of our country.

Day 10

- Learn and write any 10 states of our country .

Day 11

- Write and learn the names of languages spoken in those states.

Day 12

- Write the names of the following –
National Emblem
National bird
National animal.....
National tree.....

Day 13

- Draw or paste the pictures of National symbols.

Day 14

- Write about our National Flag.

Day 15

- Write and draw the famous food of Uttarakhand.

Day 16

- Name some hills stations of Uttarakhand.

Day 17

- Show your native state in Indian map.

Day 18

- Write and learn Indian Pledge.

Day 19 and 20

- Make a chart of National symbols.

Class-2

Subject - Maths

Day	Topic
Day-1	Learn tables up to 5
Day-2	Write tables up to 5
Day-3	Practice Addition (5)
Day-4	Solve page no-125 in your maths textbook
Day-5	Learn tables up to 10
Day-6	Write tables up to 10

Day-7	Visit Market and shop with your parents make a list of things that you buy and the total money you .
Day-8	Trace the coins of rupees 1,2,5,10,20 (both side)
Day-9	Solve page no-132 in your maths textbook
Day-10	Make a mirror image of number 1 to 9. (Page no-137)
Day-11	Solve page no-135 in your maths textbook
Day-12	Practice Subtraction (5)
Day-13	Solve page no-132 in your maths textbook
Day-14	Make a list of any 5 items that you will purchase in 100 rupees
Day-15	Make your own currency note
Day-16	Learn number name up to 50
Day-17	Learn and write months name
Day-18	Write number name up to 50
Day-19	Activity – Make a glnladi using beads (100 beads)
Day-20	Activity – Make a glnladi using beads (100 beads)

Subject – Hindi

Day	Topic
Day-1	वर्णमाला याद करो।
Day-2	वर्णमाला लिखो।
Day-3	चांद के ऊपर कविता याद करें ।
Day-4	1 पेज़ सुलेख लिखो।
Day-5	रात में आकाश में दिखाई देने वाली चीज़ों के नाम लिख कर उनके चित्र बनाए।
Day-6	पाठ शेर और चूहे की दोस्ती याद करें।
Day-7	1 पेज़ सुलेख लिखो।
Day-8	पाठ चंदा मामा को पढ़ने का अभ्यास करें।
Day-9	1 पेज़ सुलेख लिखो।

Day-10	पाठ आउट याद करें।
Day-11	पाठ 26 बादल कविता को याद करो।
Day-12	1 से 30 तक गिनती याद करें।
Day-13	1 से 30 तक गिनती लिखो।
Day-14	पाठ गिरे ताल में चंदा मामा को पढ़ने का अभ्यास करें।
Day-15	पाठ छुपन छुपाई याद करो।
Day-16	बरसात में खुद को भीगने से बचाने वाली चीज़ों के चित्र बनाइए।
Day-17	कोई एक प्रेरणादायक कहानी याद करो।
Day-18	1 पेज़ सुलेख लिखो।
Day-19	पाठ बरसात और मेंढक याद करें।
Day-20	खेल छुपन छुपाई के ऊपर पाँच वाक्य लिखो।

Subject – ENGLISH

DAY 1

- UNIT 5 CHAPTER 1 Little drops of water Read and write in your notebook.

Day 2

- Write one page handwriting from chapter 1 Little drops of water.

Day 3

- Write and learn 10 difficult and new words from chapter 1 Little drops of water.

Day 4

- Write five ways of saving water.

Day 5

- Learn poem Little drops of water.

Day 6

- Make sentences using sight words given in poem Little drops of water.

Day 7

- Read Chapter 2 We all are Indians.

Day 8

- Write and learn 10 difficult and new words from Chapter 2 We all are Indians.

Day 9

- Make sentences using sight words given in Chapter 2 We all are Indian

Day 10

- Write one page handwriting from Chapter 2 We all are Indian.

Day 11

- Write 10 lines about the place you visited during holidays.

Day 12

- Write the names of the following –
Your mother tongue
Festivals celebrated in Uttarakhand
Rivers in India.....
Religions in India.....

Day 13

- Draw or paste the pictures of water resources.

Day 14

- Write one page handwriting.

Day 15

- Write 10 words from newspaper and arrange them alphabetically.

Day 16

- Help your parents in cleaning the house and write your experience in about five lines in your notebooks.

Day 17

- Learn any poem outside from your textbook.

Day 18

- Write and learn Indian Pledge.

Day 19 and 20

- Make any useful item from waste items of your house.

Subject – EVS

DAY 1

- Name 8 planets of our solar system.

Day 2

- Learn and draw 8 planets of our solar system.

Day 3

- Write five ways to keep our school clean.

Day 4

- Write five good habits of personal hygiene.

Day 5

- Name 3 diseases caused by the consumption of dirty water.

Day 6

- List 6 things which we use in cleaning the house. Draw the pictures also.

Day 7

- Learn and write 10 different festivals celebrated in India.

Day 8

- Draw or paste the pictures related to the festivals of India.

Day 9

- Write and learn the neighbour countries of our country.

Day 10

- Learn and write any 10 states of our country .

Day 11

- Write and learn the names of languages spoken in those states.

Day 12

- Write the names of the following –
National Emblem
National bird
National animal.....
National tree.....

Day 13

- Draw or paste the pictures of National symbols.

Day 14

- Write about our National Flag.

Day 15

- Write and draw the famous food of Uttrakhand.

Day 16

- Name some hills stations of Uttrakhand.

Day 17

- Show your native state in Indian map.

Day 18

- Write and learn Indian Pledge.

Day 19 and 20

- Make a chart of National symbols.

ENGLISH

Class-III

Day	Date	Work Assigned
Day 1	24-12-23	Complete any pending/incomplete work in your notebook
Day 2	25-12-23	Enjoy Christmas
Day 3	26-12-23	Learn Question-Answers from lesson Puppy and I
		Practice writing the answers .
Day 4	27-12-23	Learn the word meanings from lesson Little Tiger Big Tiger
		Practice writing the spellings of the words and their meanings.

Day 5	28-12-23	Learn the Question-Answers from lesson What's in the mailbox?)
		Practice writing Informal letter.
Day 6	29-12-23	Practice writing Formal Letter /Leave Application.
Day 7	30-12-23	Learn and Practice New word Spellings from lessons puppy and I - My silly Sister .
Day 8	31-12-23	Learn Question-Answers from lesson My Silly Sister
		Practice writing answers .
Day 9	01/01/24	Happy New Year
Day 10	02-01-24	Write five Resolutions that you want to fulfil in the year 2024 on A4 sheet.
Day 11	03-01-24	Make cut outs of a snake, kangaroo .
Day 12	04-01-24	Make a habitat chart(on half chart) of Under Water ,Jungle , Desert , Polar .
Day 13	05-01-24	Make one pair of alliteration with each letter from A- F.
Day 14-Day 19	06-01-24 to	Prepare your term -II MDP file.
	14-01-24	
Day 20	14-01-24	Check if all the work has been completed ,pack it in your bags and Be ready for the school next day!!

	पी.एम श्री केंद्रीय विद्यालय नंबर 1 रुड़की शीतकालीन अवकाश गृह कार्य 2023 -24 कक्षा तृतीय विषय हिंदी	
Day- 1	गुठली वाले और बिना गुठली वाले फलों के नाम लिखे व उनके चित्र बनाए।	
Day- 2	साँप के बारे में 5 वाक्य याद करें।	
Day- 3	पाठ-कब आऊँ के शब्दार्थ याद करें।	
Day- 4	पाँच तरह के पत्तों को सुखाकर चिपकाए वह वह किस पेड़ के पत्ते हैं उनका नाम भी लिखें।	
Day- 5	पाठ- कब आऊँ के प्रश्न उत्तर याद करें ।	
Day- 6	बाघ के बारे में 5 वाक्य याद करें ।	
Day- 7	नव वर्ष का बधाई कार्ड बनाएं।	
Day- 8	पाठ- क्योंजीमल और कैसे कैसलिया के शब्दार्थ याद करें।	
Day- 9	तुम्हारे मुँह में जिन चीज़ों को देखकर पानी आता है उनके नाम लिखो व चित्र बनाओ या चिपकाओ। (कोई 5)	
Day- 10	पेज नंबर 112 ,113 में लिखे पत्रों को याद करें व लिखने का अभ्यास करें।	
Day- 11	पाठ-मीरा बहन और बाघ के शब्दार्थ याद करें।	
Day- 12	अपने मन से एक कविता बनाएं और लिखें।	
Day- 13	पाठ- क्योंजीमल और कैसे कैसलिया के प्रश्न-उत्तर याद करें।	
Day- 14	"नाना- नानी के नाम" कविता याद करें व लिखें।	
Day- 15	पाठ-मीरा बहन और बाघ के प्रश्न- उत्तर याद करें।	
Day- 16 to 20	MDP का कार्य करें।	
	उपरोक्त कार्य आपको A4 साइज़ शीट पर करना हैं।	

Winter break holiday homework (24/12/2023 to 14/01/2024)

Class 3rd , Maths

1) Do daily two questions of multiplication from given worksheet and find the product .

2) Do Daily two questions of division from the given worksheet and write the divisor, dividend ,quotient and remainder in each question.

3) learn tables From 2 to 15. Write one dodging tables daily in following sequence.(From 2 to 15)

$2 \times 4 =$	$2 \times 7 =$
$2 \times 1 =$	$2 \times 3 =$
$2 \times 10 =$	$2 \times 2 =$
$2 \times 6 =$	$2 \times 8 =$
$2 \times 9 =$	$2 \times 5 =$

4) Complete your MDP .

Do all the work in separate sheet.

- 1) $87 \div 3$.
- 2) $88 \div 2$
- 3) $99 \div 4$.
- 4) $96 \div 3$
- 5) $67 \div 5$.
- 6) $28 \div 2$.
- 7) $168 \div 8$.
- 8) $48 \div 4$
- 9) $246 \div 6$.
- 10) $66 \div 6$

$$\begin{array}{r} 22 \\ \times 40 \\ \hline \end{array}$$

$$\begin{array}{r} 36 \\ \times 16 \\ \hline \end{array}$$

$$\begin{array}{r} 44 \\ \times 37 \\ \hline \end{array}$$

$$\begin{array}{r} 11 \\ \times 29 \\ \hline \end{array}$$

$$\begin{array}{r} 23 \\ \times 17 \\ \hline \end{array}$$

$$\begin{array}{r} 27 \\ \times 33 \\ \hline \end{array}$$

$$\begin{array}{r} 11 \\ \times 33 \\ \hline \end{array}$$

$$\begin{array}{r} 32 \\ \times 44 \\ \hline \end{array}$$

Division

$8 \div 4 =$	$6 \div 1 =$
$15 \div 3 =$	$28 \div 7 =$
$24 \div 2 =$	$44 \div 4 =$
$56 \div 7 =$	$48 \div 6 =$
$32 \div 8 =$	$15 \div 3 =$

$$\begin{array}{r} 85 \\ \times 64 \\ \hline \end{array}$$

$$\begin{array}{r} 97 \\ \times 35 \\ \hline \end{array}$$

$$\begin{array}{r} 50 \\ \times 13 \\ \hline \end{array}$$

$$\begin{array}{r} 120 \\ \times 8 \\ \hline \end{array}$$

$$\begin{array}{r} 913 \\ \times 12 \\ \hline \end{array}$$

$$\begin{array}{r} 212 \\ \times 17 \\ \hline \end{array}$$

$$\begin{array}{r} 23 \\ \times 4 \\ \hline \end{array}$$

$$\begin{array}{r} 49 \\ \times 7 \\ \hline \end{array}$$

$$\begin{array}{r} 32 \\ \times 5 \\ \hline \end{array}$$

$$\begin{array}{r} 34 \\ \times 2 \\ \hline \end{array}$$

$$\begin{array}{r} 72 \\ \times 8 \\ \hline \end{array}$$

$$\begin{array}{r} 33 \\ \times 6 \\ \hline \end{array}$$

Holiday homework

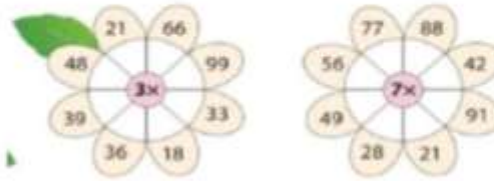
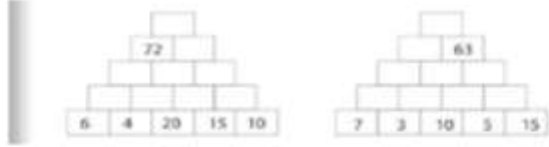
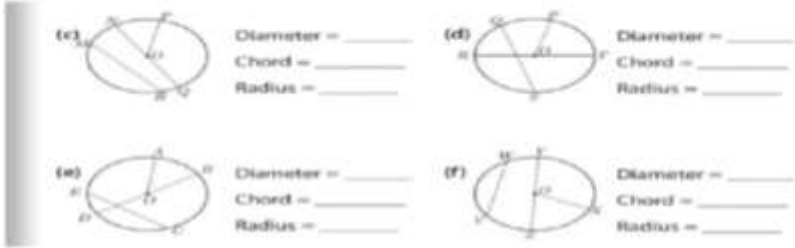
English Class - 4

Day 1	Learn and write to 10 lines about Hiawatha.
Day 2	2 pages neat Handwriting.
Day 3	Learn and write ten lines on importance of trees.
Day 4	Read the English newspaper, Identify the difficult words and try to know their meaning from dictionary.
Day 5	Write about, How you are going to spend your holidays.
Day 6	2 pages neat Handwriting.
Day 7	Learn and write difficult words from the lesson unit-6,7.
Day 8	Learn and write difficult words from the lesson unit-6,7.
Day 9	Learn and write poems from unit -6,7 and draw pictures.
Day 10	Write 20 sentences on your own using helping verbs.
Day 11	Write 10 sentences using describing words.
Day 12	Pick out Rhyming words from unit 6,7
Day 13	Pick out opposite words from unit 6,7
Day 14	Picture story- Observe the picture and write sentences.
Day 15	Pick out 20 words having- “ ing”.
Day 16	Do page number 40
Day 17	Write animal’s sound.
Day 18	Pick out 20 words of present tense/ past tense.
Day 19	2 Pages neat handwriting.

Day 20	Write story with moral in one paragraph, Draw and colour pictures.
--------	--

Winter Break Holiday home work

Class-4 (Maths)

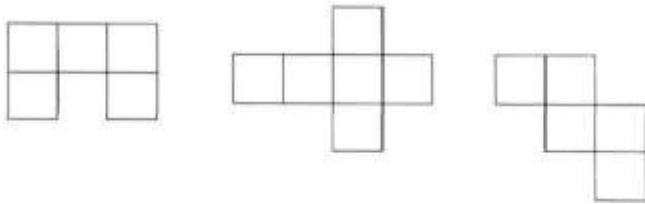
Day	Topic
Day-1	Learn tables up to 8
Day-2	Write tables up to 8
Day-3	Make a multiplication table of 14 by using table of 8 and 6
Day-4	Draw the circle of the following Radius- a) Radius – 2cm. b) Radius- 7.5cm. c) Radius- 5.5cm
Day-5	Learn tables up to 15
Day-6	Write tables from 9 to 15
Day-7	Make a list of things we buy in gram and kilograms. (any 5)
Day-8	Measure the height and weight of your family member's and make a list of it.
Day-9	Practice Addition
Day-10	Practice Subtraction
Day-11	Solve the flower diagram 
Day-12	Fill the missing boxes to complete the number tower 
Day-13	Identify the parts of each circle 
Day-14	Activity – make balance
Day-15	Activity – make balance
Day-16	MDP project
Day-17	MDP project
Day-18	MDP project
Day-19	MDP project
Day-20	MDP project

CLASS- 5

SUBJECT- MATHS

DAY-1. Answer the following-

1. The opposite sides of a cube/cuboid are _____. (equal/ not equal)
2. The sum of the opposite sides of a dice is _____. (9/13/7/8)
3. If 4 is written on one face of a dice, what will be written on its opposite face? _____
4. Write the formula of area of - Square= _____ Rectangle = _____
5. Write the formula of perimeter of - Square = _____ Rectangle = _____
6. Which of these nets will make a cube. Colour them -



DAY-2. Answer the following questions -

- A) $563.89 + 901.7 =$ (B) $782.658 - 642.57 =$ (C) $68.97 \times 4.2 =$ (D) $198.55 \times 4.7 =$
(E) $5238 \div 12 =$ (F) $9933 \div 15 =$

DAY-3. Write the following decimal numbers in expanded form -

- A) $6.8 =$ (B) $45.6 =$ (C) $98.67 =$ (D) $678.12 =$ (E) $312.456 =$

DAY-4. Write the number names for the following decimals-

- A) $2.34 =$ (B) $52.123 =$ (C) $139.25 =$ (D) $739.3 =$

DAY-5. Write the following number in decimal (Numeral form)-

- A) Forty three and thirty two hundredths=
B) Seventy nine and fifty eight hundredths=
C) One hundred seventy four and sixty five hundredths=
D) Eighty two and three hundred ninety nine thousandths=

DAY-6. Write these as decimals-

- A) $15\text{m } 34\text{cm} =$ _____ (B) $49\text{m } 90\text{cm} =$ _____ (C) $132\text{m } 8\text{cm} =$ _____ (D) $20\text{Rs } 45\text{Paise} =$ _____
E) $67\text{Rs } 5\text{ Paise} =$ _____ (F) $80\text{ Paise} =$ _____ (G) $4\text{ Paise} =$ _____ (H) $56\text{km } 650\text{m} =$ _____
(I) $809\text{km } 23\text{m} =$ _____ (J) $435\text{km } 56\text{m} =$ _____

DAY-7. Write these as decimals-

- A) $34/10=$ (B) $34/100=$ (C) $34/1000=$ (D) $908/10=$ (E) $908/100=$ (F) $908/1000=$
(G) $344/1000=$

DAY-8. Draw four different types of nets that form perfect cube. Color theme with different colors.

DAY-9. Write the place value of each digit of the following numbers -

- A) 347.87= (B) 567.9= (C) 231.434= (D) 763.147=

DAY-10. How many square pieces of paper of 1 cm side can be placed into a rectangle 5 cm long and 4 cm wide? Do this by cutting square pieces of paper.

DAY11. Complete the following table -

MONEY (IN FRACTION)	MONEY (IN PAISE)	MONEY (IN RUPEES)
Rupee $3/10$		
Rupee $16/100$		
Rupee $15/50$		
Rupee $3/5$		
Rupee $3/4$		
Rupee $8/100$		

DAY-12. Read the following carefully and answer the questions-

The floor of a room is 12m long and 9m wide.

- A) What shape is this room? (Rectangle/Square) (B) Find the area of the floor of this room.
C) Find the perimeter of the floor of this room.

DAY -13. Write the short form of the following- (a) $50+1+6/10+ 3/100$

- (b) $700+40+4+1/00$ (c) $900+6+8/100+4/1000$ (d) $30+3+3/1000$

DAY-14. (1)Read the following carefully and answer the given questions-

The fencing of a square garden is 40m in length.

- A) How long is one side of the garden? (B) What shape is this Garden?
C) Find the area of this Garden.

(2) Write the expanded form of the following- (a) 45.75= (b) 92.08= (c) 871.79=

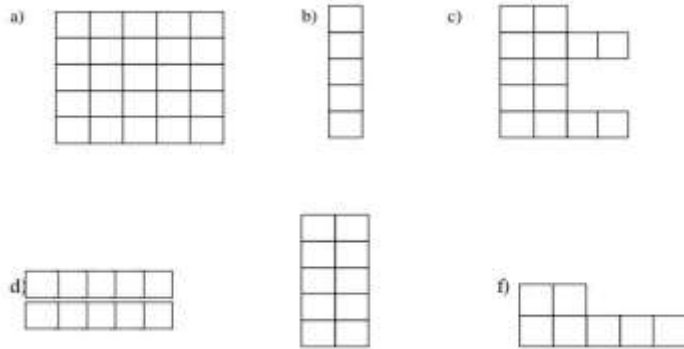
DAY-15. One side of a square park is 65 meters long. How long of wire will be needed to build a fence around this park?

DAY-16. Read the following carefully and answer the given questions-

Ruhi wants to tile her room which is 210 cm long and 180 cm wide. Each side of tile is 10 cm.

- A) Find the area of room? (B) Find the area of tile? (C) How many tiles will she need?
D) If the cost of tiling is ₹3 per square metre, what will be the total cost?

DAY-17. Measure the perimeter of these figures by counting the lines along the boundary. (Each square is 1 cm in length)-



DAY-18, 19, 20. For MDP.

1. Write the life span of following animals. Paste or draw pictures as well.

A) Cow (B) Horse (C) Camel (D) Elephant

2. Tiger populations around the world from 2015 to 2022.

3. Write the name of the tallest animal in the world. Also write height.(Draw or paste picture as well).